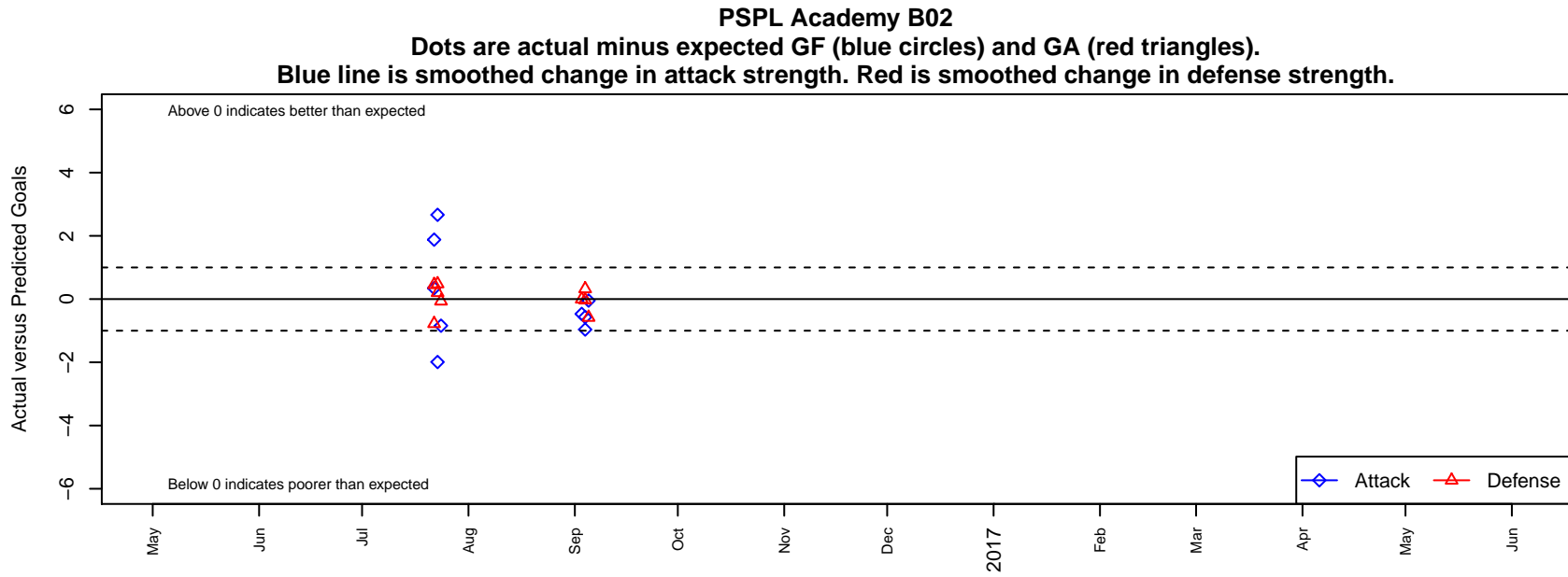


# PSPL Academy B02

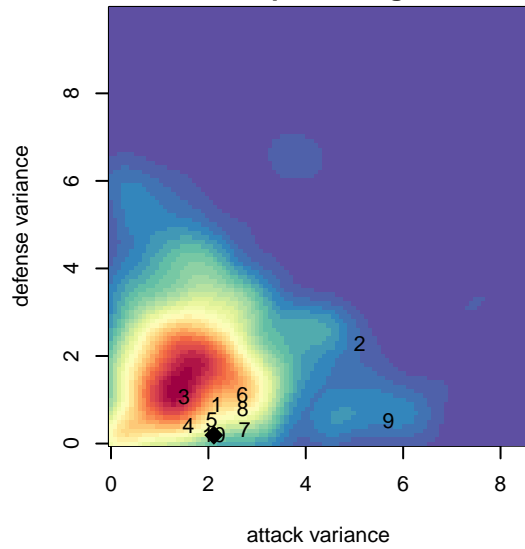
PSPL  
statewide, WA  
B02 total strength=1612  
attack=12.07 defense=23.13

alt names used:  
PSPL SURF ACADEMY B'02 (WA)  
PSPL SURF ACADEMY B'02 (UNITED STATE)

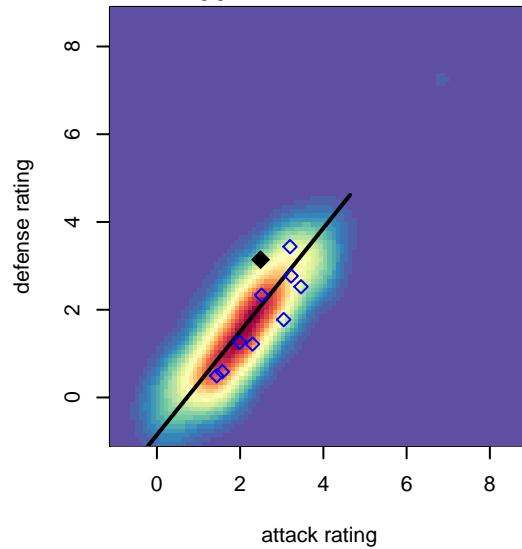
Venues played:  
2016 Oswego Nike Cup U15  
2016 SX Cup U15 Premier – Tier 1 U15



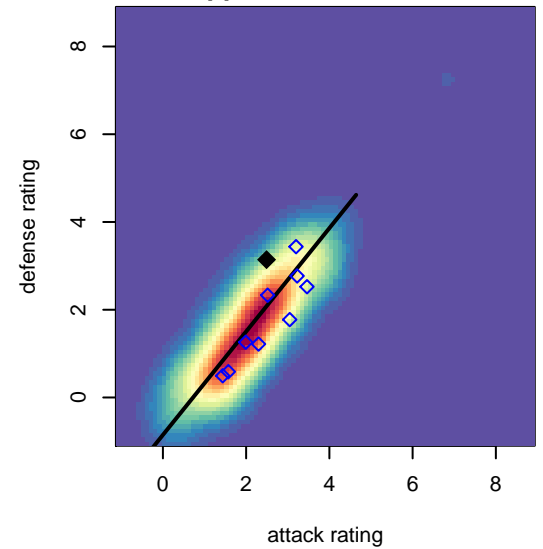
**attack and defense variance (black dot)  
relative to other teams  
and top 10 in region**



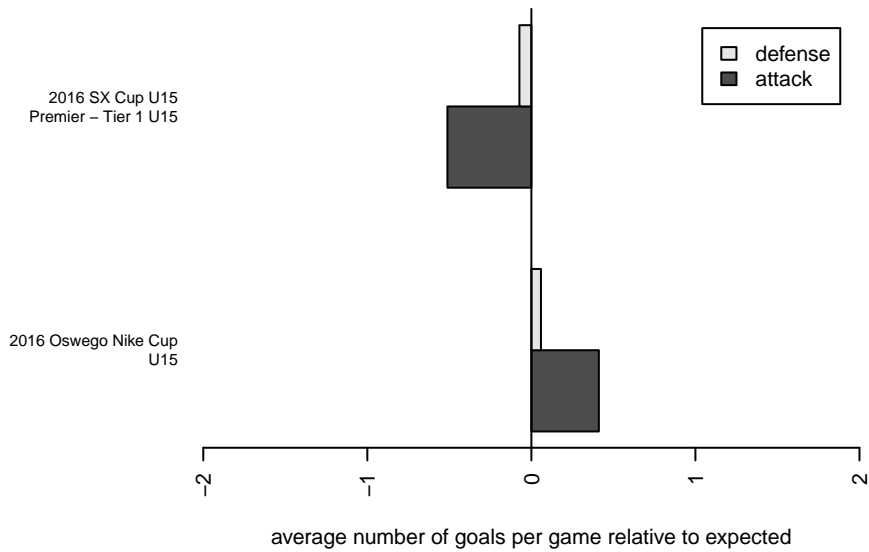
**attack and defense rating  
relative to others at age  
and all opponents in last 13 months**



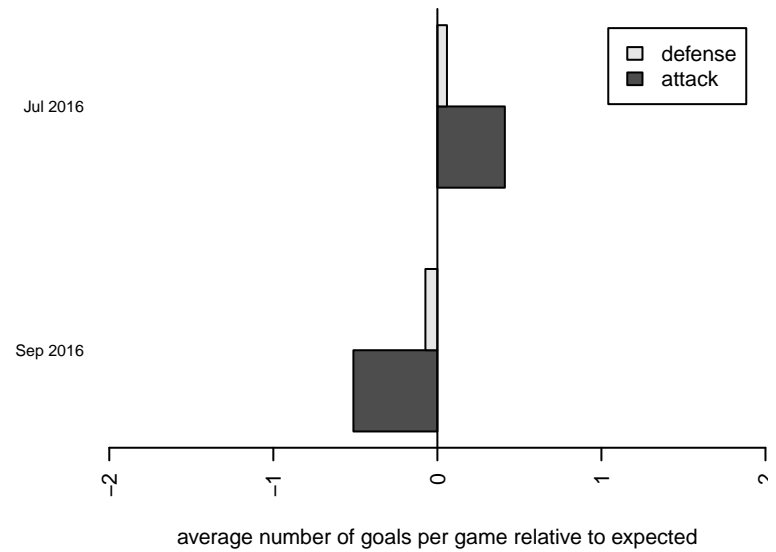
**attack and defense rating  
relative to others at age  
and all opponents in last 13 months**



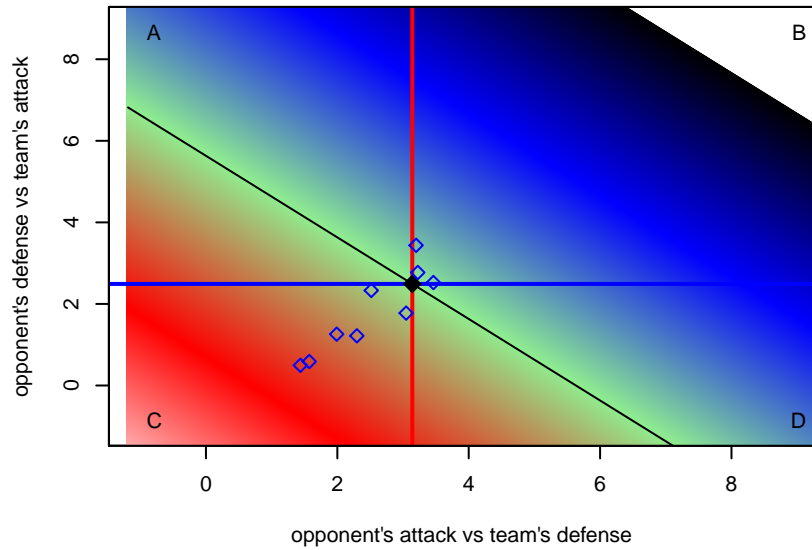
**Performance relative to 13 month average**



**Performance relative to 13 month average**



Distribution of opponents  
 Red = Lose zone, Blue = Win zone, Green = Even  
 Black line separates win/lose zones



lot. A=Neither has attack advantage, B=Opponent has both attack and defense advantage, C=Opponent has both attack and defense disadvantage, D=Both have

<b>date</b>	<b>home</b>		<b>away</b>		<b>venue</b>	<b>pred.home</b>	<b>pred.away</b>
2016-09-05	Surrey United B02	2	PSPL Academy B02	1	2016 SX Cup U15 Premier – Tier 1 U15	1.42	1.05
2016-09-04	PSPL Academy B02	3	Crossfire Premier C B02	0	2016 SX Cup U15 Premier – Tier 1 U15	3.57	0.32
2016-09-04	Coastal FC B02	1	PSPL Academy B02	1	2016 SX Cup U15 Premier – Tier 1 U15	0.97	1.96
2016-09-03	Fusion FC B02	1	PSPL Academy B02	0	2016 SX Cup U15 Premier – Tier 1 U15	1.00	0.47
2016-07-24	PSPL Academy B02	0	Westside Timbers Copa Red B02	1	2016 Oswego Nike Cup U15	0.84	0.93
2016-07-23	PSPL Academy B02	4	Crossfire Oregon Green I B02	0	2016 Oswego Nike Cup U15	1.34	0.48
2016-07-23	Washington Timbers White 1 B02	0	PSPL Academy B02	5	2016 Oswego Nike Cup U15	0.20	6.99
2016-07-22	PSPL Academy B02	7	North Idaho Inferno Orange B02	1	2016 Oswego Nike Cup U15	6.65	0.22
2016-07-22	PSPL Academy B02	6	PacNW White B02	0	2016 Oswego Nike Cup U15	4.12	0.45